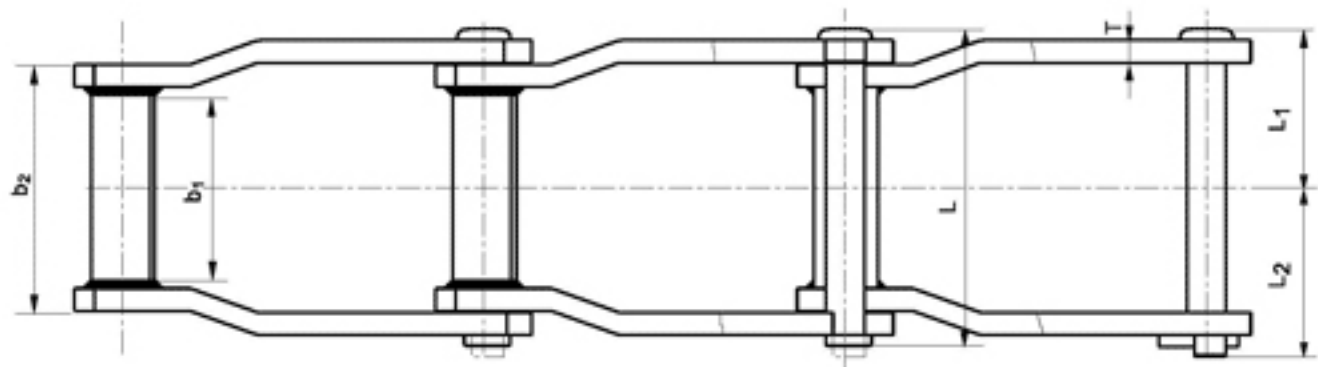
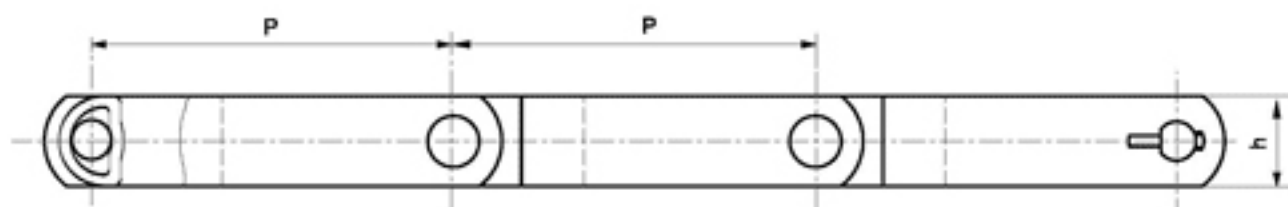



宽系列焊接弯板链

Wide Series Welded Steel Chains



链号	节距	窄端		链板		销轴				最小抗拉强度	许用工作载荷	每米净重
Chain No.	Pitch P mm	Narrow end		Sidebar		Pin				Ultimate tensile strength Qmin kN	Rated working load kN	Weight per meter q kg/m
No.	P mm	b ₁ (min) mm	b ₂ (max) mm	h mm	T mm	d mm	L mm	L ₁ mm	L ₂ mm	Qmin kN	kN	q kg/m
WDH2210	155.85	228.6	263.53	38.1	9.5	18.9	299.7	147.75	154.45	244.5	40.75	16.70
WDR2210	155.85	228.6	263.53	38.1	9.5	18.9	299.7	147.75	154.45	169	28.17	16.70
WDH2380	207.29	285.75	323.85	50.8	12.7	22.07	369	182.2	188.7	351.4	58.57	26.56
WDR2380	207.29	285.75	323.85	50.8	12.7	22.07	369	182.2	188.7	311.4	51.90	26.56